

# Dunkirk® | XEB Series II

Innovative. Efficient. Dependable. Dunkirk.

## XEB

Up to 84.4% AFUE Gas Fired Hot Water Boiler

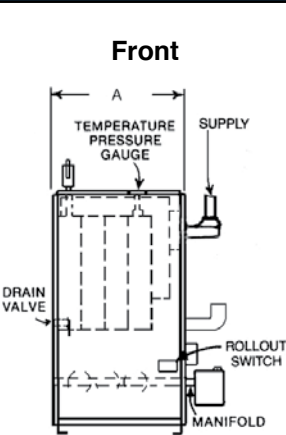
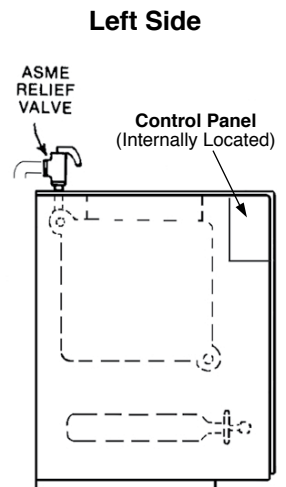
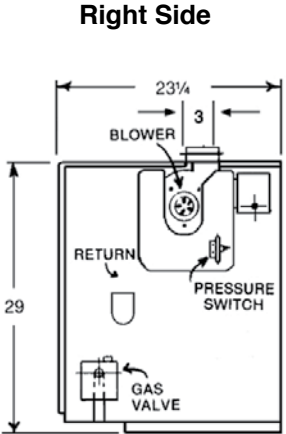


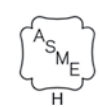

- Available in 6 sizes from 42 MBH to 225 MBH.
- Dependable Cast Iron Heat Exchanger with Cast Iron Push Nipples. The Sections and Push Nipples expand at the same rate when heated. By using similar materials instead of less expensive gaskets the boiler maintains a water tight seal over time.
- Honeywell 2012 Compliant High Limit/Electronic Ignition Control.
  - Recessed under the boiler's protective jacket
  - Digital temperature display and diagnostics
  - Plug in connection for the inducer fan
  - Plug in connection for the system pump

Control monitors the water temperature and delays the burner starting until residual heat has been transferred. This maximizes efficiency by turning on the burner only when needed.

- Induced Draft Fan - allows flue gases to be pulled through the boiler and exhausted through a chimney or side-wall vent.
- Textured paint Jacket. Small compact design is ideal for low clearance installations.
- Cast to Last Warranty
  - 20 year non-prorated limited warranty



# Dunkirk XEB Series II Gas Fired Hot Water Boiler

Dimensional Diagram	Model	Input Rate (MBH) <sup>(1)</sup>	Heating Capacity (MBH) <sup>(1)</sup>	Net AHRI Rating, Water (MBH) <sup>(2)</sup>	Vent Diameter		AFUE %	
					To Chimney <sup>(3)</sup> (Category I)	Horizontal Vent (Category III)		
 <p><b>Front</b></p>	XEB-2	42	36	31	4"	3"	84.4%	
	XEB-3	75	63	55	4"	3"	83.4%	
	XEB-4	112	94	82	4"	3"	83.0%	
	XEB-5	150	125	109	4"	3"	82.7%	
	XEB-6	187	155	135	4"	4"	82.3%	
	XEB-7	225	186	162	4"	4"	82.0%	
	<p>(1) Input rating for sea level to 2,000 ft. (610m) above sea level. United States, over 2000 ft (610m) above sea level. Reduce input rate 4% for every 1000 ft (304m) above sea level.</p> <p>(2) Net AHRI Water Ratings shown based on piping and pickup allowance of 1.15. Consult manufacturer before selecting boiler for installations having unusual piping and pickup requirements, such as intermittent system operation, extensive piping systems, etc. For forced hot water systems where boiler and all piping within area to be heated, boiler may be selected on basis of its heating capacity.</p> <p>(3) Boiler is provided with a 3" x 4" increaser for chimney vent applications. This does not infer that the connection to the chimney will always be 4". Please refer to IOM, National Fuel Gas Code, ANSI Z223.1/NFPA54, or applicable provisions of the local building codes for details concerning proper chimney connections.</p>							
<p><b>General Information</b> (See Installation, Operation and Maintenance Manual for complete instructions)</p>								
 <p><b>Left Side</b></p>	<b>Clearances</b> (4) Required distances measured from boiler.		<b>Combustible Materials (Required) <sup>(4)</sup></b>					
	*Definition of Alcove is three sided space with no wall in front of boiler. ANSI standard for alcove is 18 inches from appliance to leading edge of side walls as shown in IOM.		Top	6" (152 mm)				
			Left Side	6" (152 mm)				
			Right Side (Control Side)	8" (203 mm)				
			Front	Alcove*				
			Back	6" (152 mm)				
			Flue Connector	6" (152 mm)				
<p><b>Connections (All Models)</b> Return/Supply Water 1-1/4", Gas In 1/2" NPT</p>								
<p><b>Electrical</b> 120 Volts AC, 60 hertz, 1 phase, Less than 12 amps (15 amp circuit recommended)</p>								
<p><b>Water Content</b> XEB-2 - 1.75 Gallons, XEB-3 - 3.00 Gallons, XEB-4 - 4.25 Gallons, XEB-5 - 5.50 Gallons, XEB-6 - 6.75 Gallons, XEB-7 - 8.00 Gallons</p>								
 <p><b>Right Side</b></p>	<b>Dimensions/Weights</b>		<b>Model</b>	<b>A (Width)</b>	<b>B (Height)</b>	<b>C (Depth)</b>	<b>Weight</b>	
			XEB-2	11"	29"	23-1/4"	225 lbs.	
			XEB-3	14-1/4"	29"	23-1/4"	265 lbs.	
			XEB-4	17-1/2"	29"	23-1/4"	322 lbs.	
			XEB-5	20-3/4"	29"	23-1/4"	370 lbs.	
			XEB-6	24"	29"	23-1/4"	431 lbs.	
		XEB-7	27-1/4"	29"	23-1/4"	480 lbs.		
<p><b>Standard Equipment</b> Boiler Control Module: Recessed Honeywell 2012 Compliant Control (High Limit/Electronic Ignition Control). User Display Interface: Digital Temperature Display. Heat Exchanger: Cast Iron Sections with Cast Iron Push Nipples. Combustion: Completely Installed and Wired Gas Control System with Titanium Composite Burners Burners and Manifold consisting of: Automatic Redundant Combination Gas Valve, 24 Volt Intermittent Pilot Control, Continuous Retry 100% Shut Off, Combination Pilot Burner/Electrode/Flame Sensor. Electrical: 24 Volt Transformer, Service Switch. Safety: Flame Roll-Out Safety Shut-Off (Fuse Link) and Pressure Switch (vent safety shutoff) with Spare Fuse Link included. Other: Assembled Boiler with Insulated Jacket, Induced Draft Fan, Combination Temperature/Pressure Gauge, Circulator Pump, 3/4" Drain Valve, 30lb. ASME Relief Valve.</p>								
<p><b>Options</b> Natural Gas or Propane, Combustible Floor Plate, Fill-Trol, Thimble, Sidewall Vent Hood</p>								
<p><b>Certifications</b></p> <div style="display: flex; justify-content: space-around; align-items: center;">     </div>								

All ratings and specifications subject to change.

PN 240009715 Rev. 8/12

Contractor Assistance: 800.325.5479



P.O. Box 4729  
 Utica, New York 13504  
 tel: 315.797.1310 • fax: 315.797.3762  
 www.dunkirk.com

